


Table of Contents

1. INTRODUCTION.....	1
2. REGISTRATION.....	2
3. COMPLETE REGISTRATION.....	3
4. LOG-IN:.....	4
5. CREATE A NEW ENTRY.....	4
6. ASSIGNING CREDITS.....	5
7. SELECTING CATEGORIES.....	6
8. REVIEW SUBMISSION.....	6
9. CART.....	7
10. CHECKOUT.....	8
11. ORDER COMPLETE.....	9
12. ENTRY UPLOAD.....	9
13. PIECE DETAILS.....	10
14. SAVE AND COMPLETE.....	10
15. Notes.....	11

1. INTRODUCTION

Please click “Register” to create an Account with the Bowery Awards.



2. REGISTRATION

Please enter your First Name, Last Name, E-Mail, and Job Title.
If you have Social Media credentials to share, you may do so here.
Please create a unique and secure password.

The screenshot shows a web browser window with the URL `entry.boweryawards.com/Account/Register`. The page header features the logo for 'THE BOWERY AWARDS' and navigation links for 'Contact Us', 'Cart', 'Register', and 'Sign In'. The main heading is 'REGISTER AN ACCOUNT' with a sub-heading 'CREATE A NEW ACCOUNT'. The form includes several input fields: 'FIRST NAME', 'LAST NAME', 'EMAIL', 'SOCIAL MEDIA HANDLES', 'JOB TITLE' (with a dropdown menu showing '3D Animator/Artist'), 'PASSWORD', and 'CONFIRM PASSWORD'. A teal button labeled 'COMPANY/INDIVIDUAL' is positioned below the form. To the right, a grey box contains the text 'ALREADY A MEMBER?' and a 'LOGIN HERE >' link.

You can search our database for your company's information or create a new listing altogether.

The screenshot shows the 'COMPANY' section of the registration page. It features a teal button 'SEARCH OUR COMPANY DATABASE' and a white button 'CREATE NEW COMPANY/INDIVIDUAL'. Below these is a search bar with a magnifying glass icon and the text 'Search'. A dropdown menu is labeled 'HOW DID YOU HEAR ABOUT US?' with the text 'Select One'. Underneath is a section titled 'SUBSCRIBE TO OUR MAILING LIST?' with five checkboxes: 'NYF International Awards', 'AME Awards, For Advertising Marketing Effectiveness', 'Midas Awards, For Financial Services Communication', 'The Global Awards, For Healthcare Advertising', and 'The Bowery Awards'. A yellow 'REGISTER' button with a right-pointing arrow is located at the bottom right of the form area.

Register an Account - New York

entry.boweryawards.com/Account/Register

SEARCH OUR COMPANY/INDIVIDUAL DATABASE

CREATE NEW COMPANY/INDIVIDUAL

NAME *

TYPE Other (Specify) OTHER

STREET *

STREET 2 STREET 3

CITY * STATE

ZIP CODE * COUNTRY *

PHONE * ADDITIONAL PHONE

FAX SOCIAL MEDIA HANDLES

3. COMPLETE REGISTRATION

When you have entered your information, please click REGISTER and you will see the following. Please check your E-mail for an activation link. If you do not receive the link, please contact support: Processing@Newyorkfestivals.com

Success! - New York Festivals

entry.boweryawards.com/Account/Register

THE BOWERY AWARDS

Contact Us Cart Register Sign In

ENTER

Success!

Check your email and confirm your account, you must be confirmed before you can log in.

NOTE: NOTE: If you don't receive the confirmation message, please check your Spam or Bulk E-Mail folder just in case the confirmation email got delivered there instead of your Inbox. If that is the case, select the confirmation message and mark it Not Spam, which should allow future messages to get through. If you have any other issues please contact processing@NewYorkFestivals.com.

NEWYORKFESTIVALS®
CELEBRATING THE WORLD'S BEST WORK SINCE 1957


ADVERTISING AWARDS
AME AWARDS®
GLOBAL AWARDS®
MIDAS AWARDS®
RADIO AWARDS

260 WEST 39TH STREET, 3RD FLOOR
NEW YORK, NY 10018, USA
(212).643.4800

NEW YORK FESTIVALS® 2019
INTERNATIONAL AWARDS GROUP, LLC.
ALL RIGHTS RESERVED

4. LOG-IN:

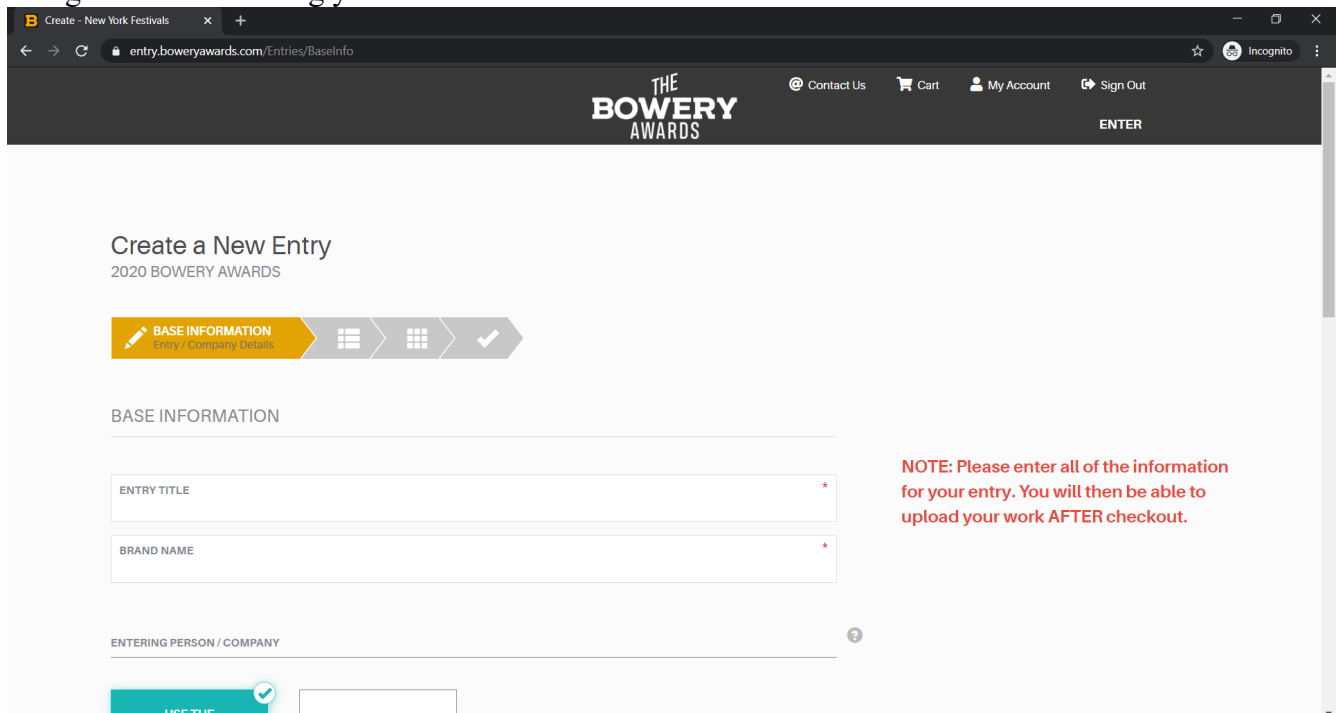
Once your account has been activated, please log-in to create your entries.



The screenshot shows a web browser window with the URL entry.boweryawards.com/Account/Login. The page features a dark header with the logo "THE BOWERY AWARDS" and navigation links for "Contact Us", "Cart", "Register", and "Sign In". Below the header is a "Sign in" form with fields for "EMAIL" (containing "processing@Newyorkfestivals.com") and "PASSWORD" (masked with dots). There is a "Remember Me?" checkbox and a yellow "LOGIN" button with a right-pointing arrow. Below the button are links for "Register" and "Forgot Password?". At the bottom of the page, there is a dark footer with the "NEWYORKFESTIVALS®" logo and the tagline "CELEBRATING THE WORLD'S BEST WORK SINCE 1957", along with social media icons for Instagram, Facebook, and Twitter.

5. CREATE A NEW ENTRY

Please input the Title, related Brand, Company info, Entry type, Release Date, and contact information in regards to showcasing your work if awarded.



The screenshot shows a web browser window with the URL entry.boweryawards.com/Entries/BaseInfo. The page features a dark header with the logo "THE BOWERY AWARDS" and navigation links for "Contact Us", "Cart", "My Account", and "Sign Out". Below the header is a "Create a New Entry" form for the "2020 BOWERY AWARDS". The form has a progress bar with four steps: "BASE INFORMATION" (highlighted in yellow), "ENTRY TYPE", "RELEASE DATE", and "CONTACT INFORMATION". The "BASE INFORMATION" section includes fields for "ENTRY TITLE" and "BRAND NAME", both marked with a red asterisk. Below these fields is a section for "ENTERING PERSON / COMPANY" with a question mark icon. At the bottom left, there is a teal button labeled "USE THE" with a checkmark icon. A red note on the right side of the form reads: "NOTE: Please enter all of the information for your entry. You will then be able to upload your work AFTER checkout."

Create - New York Festivals

entry.boweryawards.com/Entries/BaseInfo

COMPANY/INDIVIDUAL IN MY PROFILE

COMPANY/INDIVIDUAL

New York Festivals

TYPE Other (Specify) OTHER

STREET 260 West 39th Street STREET 3

STREET 2 STREET 3

CITY New York STATE NY

ZIP CODE 10018 COUNTRY USA

PHONE ADDITIONAL PHONE

FAX SOCIAL MEDIA HANDLES

ENTRY TYPE

SINGLE

RELEASE / AIR DATE

Month Year

SHOWCASE

Yes No

SHOWCASE CONTACT INFO (EMAIL / WEBSITE / INSTAGRAM)

SAVE DRAFT ASSIGN CREDITS

6. ASSIGNING CREDITS

Please input the name(s) and role(s) of any/all contributors of the work.

Credit - New York Festivals

entry.boweryawards.com/Entries/Credit/43fca550-3f2f-49d1-b57f-62ce8d253d9d

ASSIGN CREDITS

Assign Unlimited Credits

ASSIGN CREDITS

CREATED BY: New York Festivals

BRAND: Test

ENTRY TITLE: Test

COMPETITION YEAR: 2020

NAME	JOB TITLE
This	is
an	Example

+ ADD MORE

PREVIEW CREDITS

NOTE: Credits listed after the first 10 will only be listed on our website.

BACK TO PIECE DETAILS SAVE DRAFT SELECT YOUR CATEGORY

7. SELECTING CATEGORIES

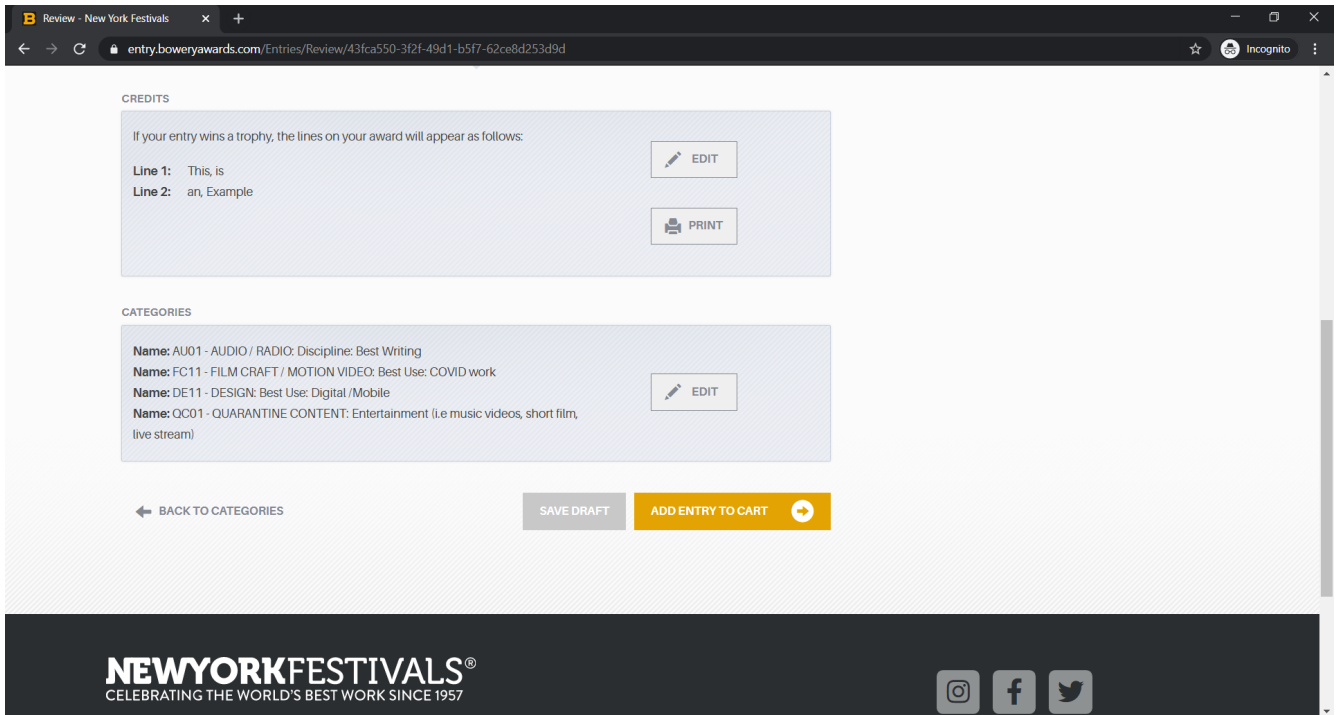
Please NOTE: A \$50 entry fee will be applied for every category selected.

The screenshot shows a web browser window with the URL entry.boweryawards.com/Entries/Category/43fca550-3f2f-49d1-b5f7-62ce8d253d9d. The page title is "Category - New York Festivals". The main content area is titled "SELECT CATEGORY" and features a search bar labeled "Search Categories". Below the search bar are four category options, each with a right-pointing chevron: "AUDIO / RADIO", "FILM CRAFT / MOTION VIDEO", "DESIGN", and "QUARANTINE CONTENT". To the right of these options is a "SELECTED CATEGORIES" panel containing four items, each with a remove icon (⊗): "AUDIO / RADIO : DISCIPLINE : AU01 Best Writing", "FILM CRAFT / MOTION VIDEO : BEST USE : FC11 COVID work", "DESIGN : BEST USE : DE11 Digital / Mobile", and "QUARANTINE CONTENT : QC01 Entertainment (i.e music videos, short film, live stream)". At the bottom of the page are three buttons: "BACK TO CREDITS" (with a left arrow), "SAVE DRAFT", and "REVIEW YOUR ENTRY" (with a right arrow).

8. REVIEW SUBMISSION

You may review and edit your entry(-ies) before adding to the cart.

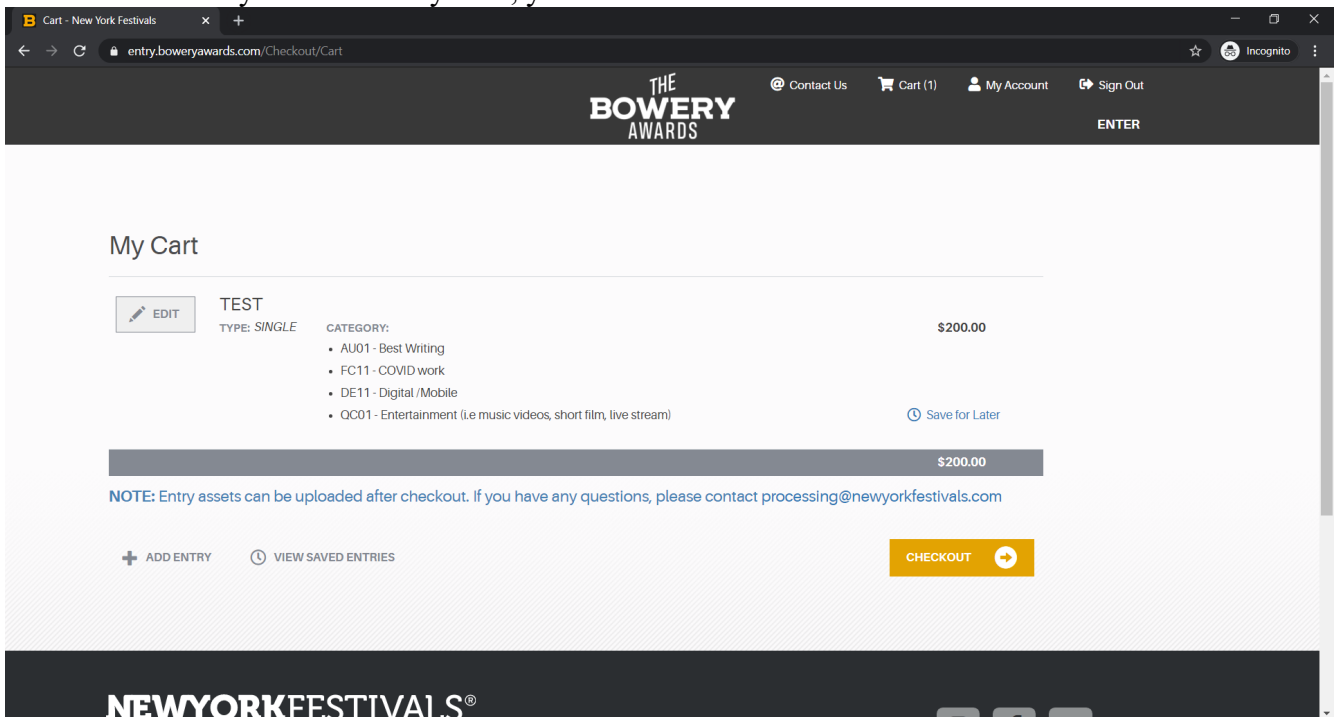
The screenshot shows a web browser window with the URL entry.boweryawards.com/Entries/Review/43fca550-3f2f-49d1-b5f7-62ce8d253d9d. The page title is "Review - New York Festivals". The main content area is titled "Create a New Entry" and "2020 BOWERY AWARDS". Below this is a navigation bar with a "REVIEW ENTRY" button (with a checkmark and "Summary And Submit" text). The main content is divided into two sections: "BASE INFORMATION" and "CREDITS". The "BASE INFORMATION" section contains the following text: "Entry Title: Test", "Entry Type: SINGLE", "Brand Name: Test", "Entering Person / Company: New York Festivals", and "Release / Air Date: February 2020". There is an "EDIT" button next to the "Brand Name" field. Below this section is a "ENTRY DETAILS" button. The "CREDITS" section contains the text: "If your entry wins a trophy, the lines on your award will appear as follows:", "Line 1: This, is", and "Line 2: an, Example". There are "EDIT" and "PRINT" buttons next to the "Line 1" and "Line 2" text respectively. To the right of the "BASE INFORMATION" section is a red note: "NOTE: Please enter all of the information for your entry. You will then be able to upload your work AFTER checkout."



9. CART

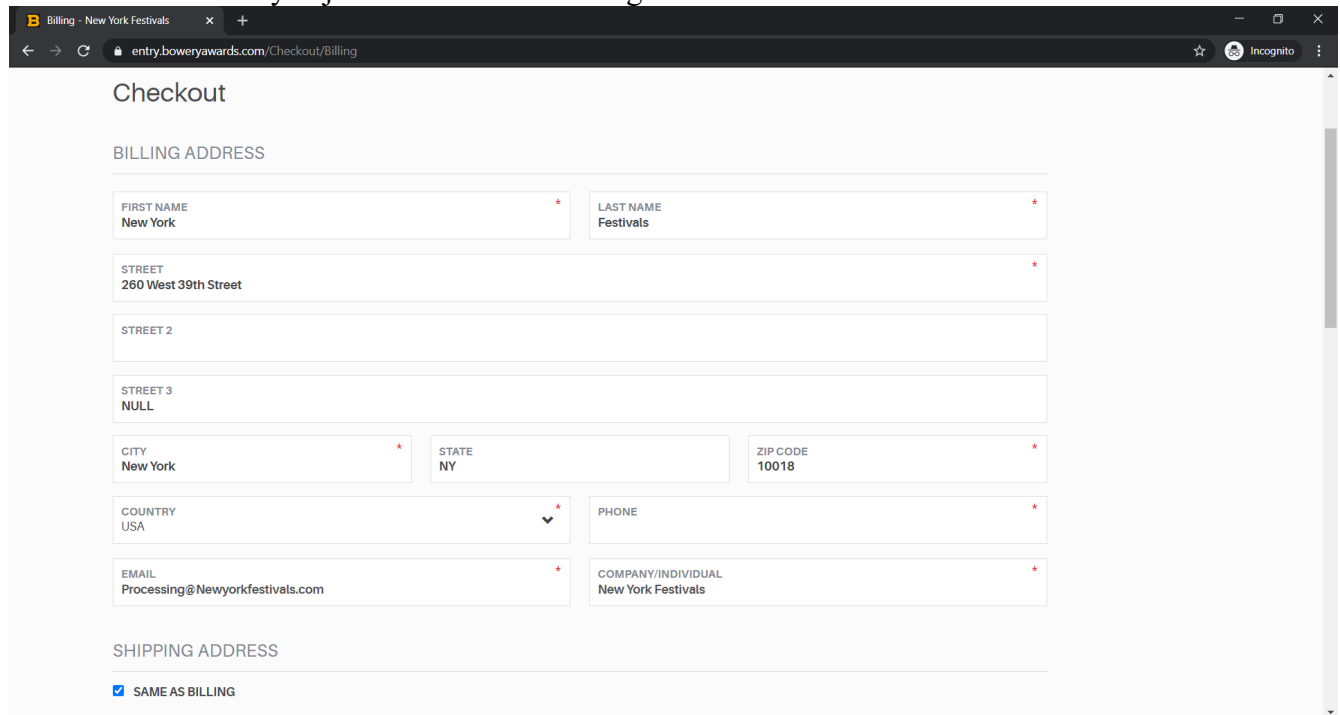
All work present in the cart will be processed during checkout.

If there is an item you're not ready with, you can click “Save for later.”



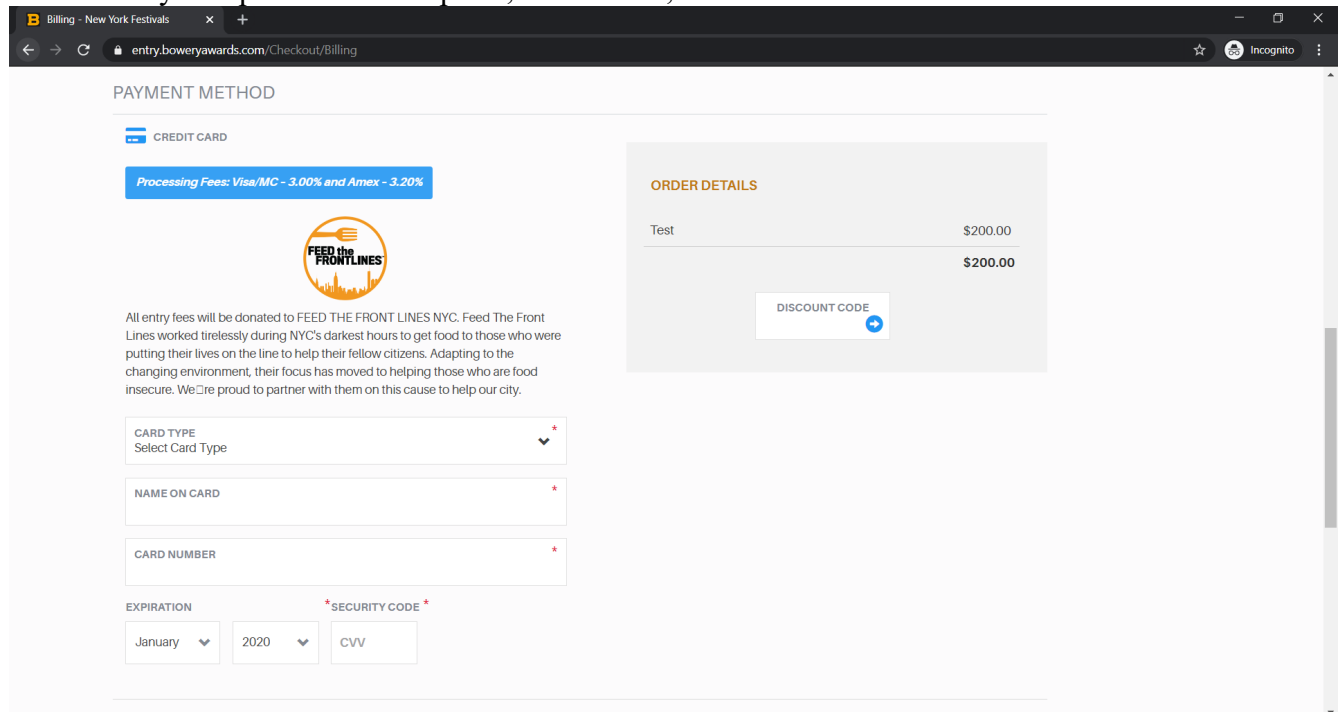
10. CHECKOUT

Your billing information will mirror your Profile information by default. Feel free to make any adjustments before moving forward.



The screenshot shows a web browser window with the URL `entry.boweryawards.com/Checkout/Billing`. The page title is "Checkout". Under the heading "BILLING ADDRESS", there are several input fields: "FIRST NAME" (New York), "LAST NAME" (Festivals), "STREET" (260 West 39th Street), "STREET 2" (empty), "STREET 3" (NULL), "CITY" (New York), "STATE" (NY), "ZIP CODE" (10018), "COUNTRY" (USA), "PHONE" (empty), "EMAIL" (Processing@Newyorkfestivals.com), and "COMPANY/INDIVIDUAL" (New York Festivals). At the bottom, there is a "SHIPPING ADDRESS" section with a checked checkbox labeled "SAME AS BILLING".

We currently accept American Express, Mastercard, and Visa credit cards.



The screenshot shows the "PAYMENT METHOD" section of the checkout page. It features a "CREDIT CARD" tab and a blue box with the text "Processing Fees: Visa/MC - 3.00% and Amex - 3.20%". Below this is the logo for "FEED THE FRONT LINES" and a paragraph of text: "All entry fees will be donated to FEED THE FRONT LINES NYC. Feed The Front Lines worked tirelessly during NYC's darkest hours to get food to those who were putting their lives on the line to help their fellow citizens. Adapting to the changing environment, their focus has moved to helping those who are food insecure. We're proud to partner with them on this cause to help our city." To the right, an "ORDER DETAILS" table shows a "Test" item for \$200.00, with a total of \$200.00. Below the table is a "DISCOUNT CODE" input field with a plus icon. At the bottom, there are input fields for "CARD TYPE" (Select Card Type), "NAME ON CARD", "CARD NUMBER", "EXPIRATION" (January 2020), and "SECURITY CODE" (CVV).

Once you have input your Billing Information and Payment Method, you will be able to review your order one last time before completing checkout.

11. ORDER COMPLETE

Once you are satisfied with your order and have hit submit, you will receive a confirmation screen that will allow you to Upload your work, View your Invoice, or Return to your account.

The screenshot shows a confirmation page for 'THE BOWERY AWARDS'. At the top, there is a navigation bar with links for 'Contact Us', 'Cart', 'My Account', and 'Sign Out', along with an 'ENTER' button. The main heading is 'Thank you for your entry'. Below this, a teal box contains the confirmation details: 'CONFIRMATION: #400064' and 'Entry Date: 7/15/2019'. Three buttons are visible: 'VIEW INVOICE', 'UPLOAD PIECES', and 'BACK TO MY ACCOUNT'. A note at the bottom states: 'NOTE: If you do not receive the invoice copy within 2 hours, please check your Spam or Bulk E-Mail folder just in case the confirmation email got delivered there instead of your inbox. If so, select the confirmation message and mark it Not Spam, which should allow future messages to get through.' The footer includes the 'NEWYORKFESTIVALS®' logo and the address: '260 WEST 39TH STREET, 3RD FLOOR, NEW YORK, NY 10018, USA'.

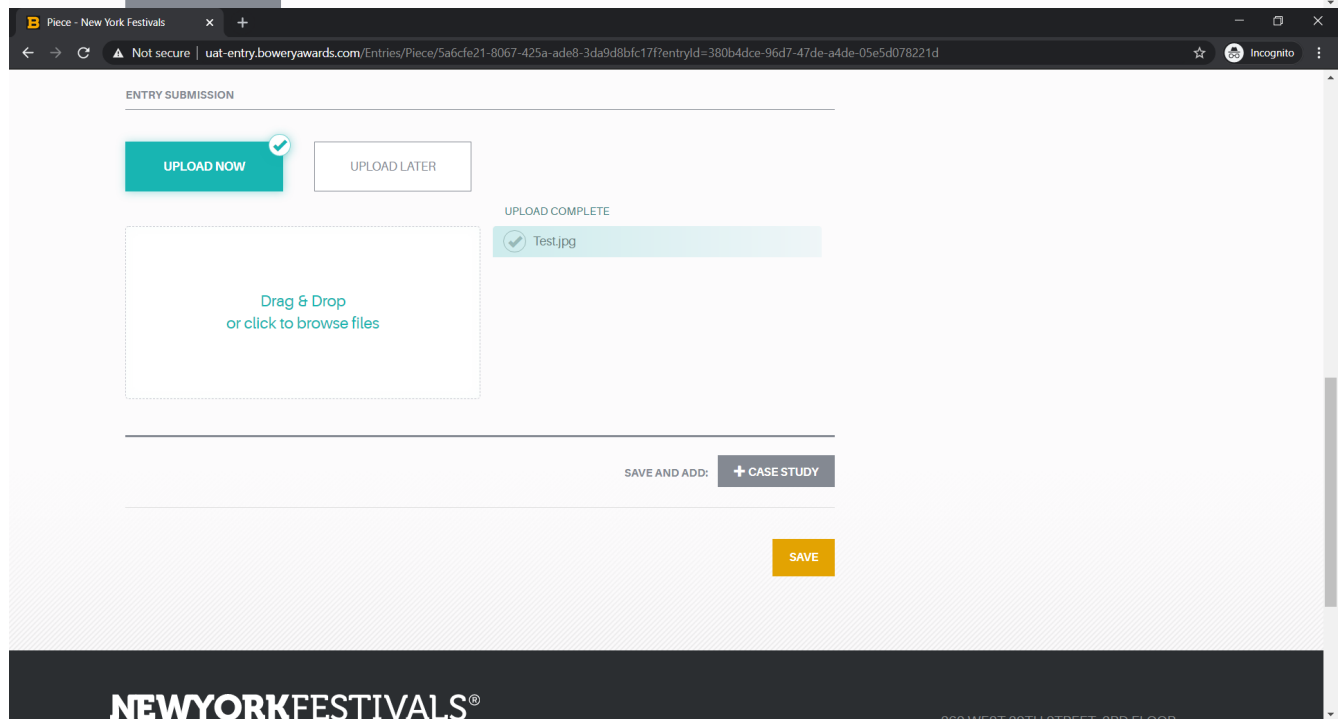
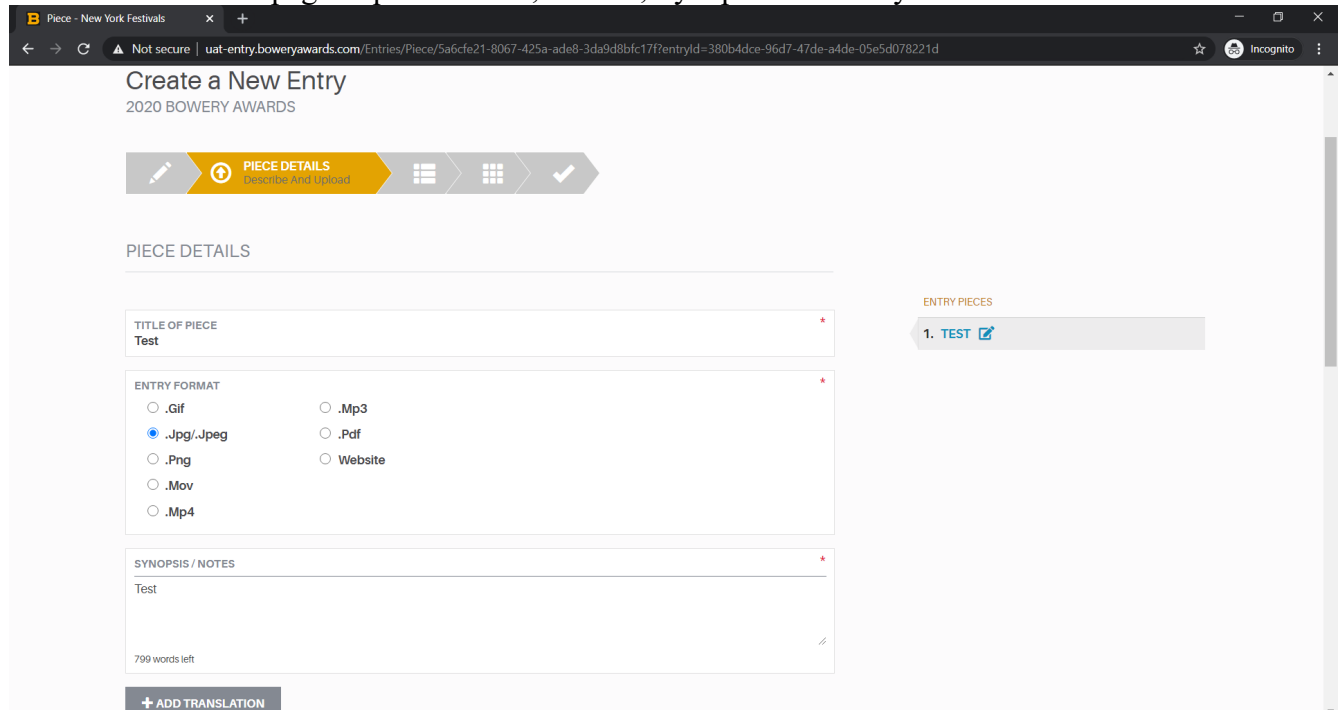
12. ENTRY UPLOAD

You can upload your work through the confirmation screen or by navigating to the “My Account” page and scrolling down to your order and entry. The option to “Upload Piece” is on the right-hand side.

The screenshot shows a 'My Account' page with an order entry. At the top, there is a header for 'ORDER #400165' with 'SHIPPING' and 'INVOICE' buttons. Below this, the entry details are shown: 'ITEM #600535', 'DISCIPLINE • Brand Design', 'SINGLE', '2020 Bowery Awards', 'TEST', 'New York Festival', and 'Brand: Test1'. On the right side, there are two buttons: 'Upload Piece' and 'Edit Credits'.

13. PIECE DETAILS

The “Piece Details” page requires a Title, Format, Synopsis. You may also add Translations if needed.



After selecting the proper format, please drag and drop your work into the gray square. Your file has been successfully uploaded once the GREEN “Upload Complete” appears.

14. SAVE AND COMPLETE

To save, please click the **YELLOW “SAVE”** button. You may also save and add a Case Study. If you are satisfied with your selections- CONGRATULATIONS, YOU'RE FINISHED!

15. Notes

Please contact Processing@Newyorkfestivals.com if you:

- Experience issues uploading your work through the Piece Details page
- Lose access to your work and need to amend your materials
- Have any general questions or concerns